

## Direct Gas Fired Conveyor Oven



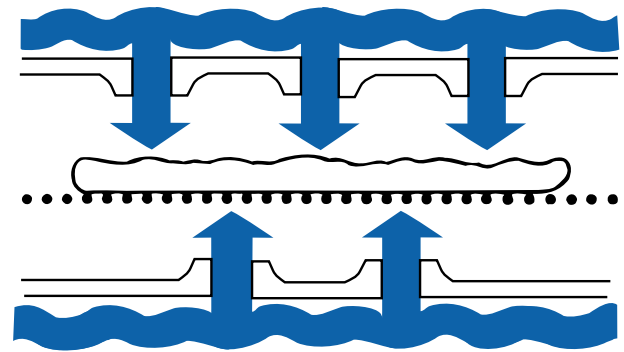
PS360 Single Unit



PS360 Double Unit

### Principle

Middleby Marshall PS Series conveyor ovens bake both faster and at a lower temperature than other ovens. Patented vertical columns of hot air move heat aerodynamically instead of using high temperatures. The streams of hot air remove the boundary layers of cool, heavy air, which tend to insulate the product. This gives very rapid baking without burning. All Middleby ovens are designed to cook a multitude of products including pizza, seafood, bagels, ethnic foods and more.



### General Information

PS360 conveyor ovens feature a 54.5" cooking chamber, a 32" wide conveyor belt, and a patented "Jet Sweep" impingement process that delivers constant heat to the chamber. All ovens feature microprocessor controlled bake time/conveyor speed. Eight adjustable jet fingers per chamber and front-loading window are standard. Ovens have stainless steel front, sides and top. All ovens include installation kit and 4' AGA flex hose. Heating is controlled in 8" adjustable zones. Top and bottom heating is independently adjustable. The conveyor drive is reversible and provides automatic delivery when product is finished. Front-loading window with cool-handle design allows product with different bake times to be cooked consistently regardless of loading.

### Special Features

PS360 units are stackable two high, with tandem options available. Split belt option also available upon request.

### Conserves Energy

Middleby ovens provide very efficient heat transfer to product. Energy is conserved as air is recycled from heater to product, with minimum flue or vent loss.

### Cleanability

PS360 ovens are designed for easy cleaning. Removable parts include: crumb pans, end panels, air fingers and a folding conveyor belt assembly for easy removal.

### Easily Serviced

Control compartment is designed for quick and easy access. All electrical controls are door mounted.

### Warranty

All PS360 models have a one year parts and labor warranty. Oven start-up and demonstration are included at no additional charge (USA only).

### Ventilation

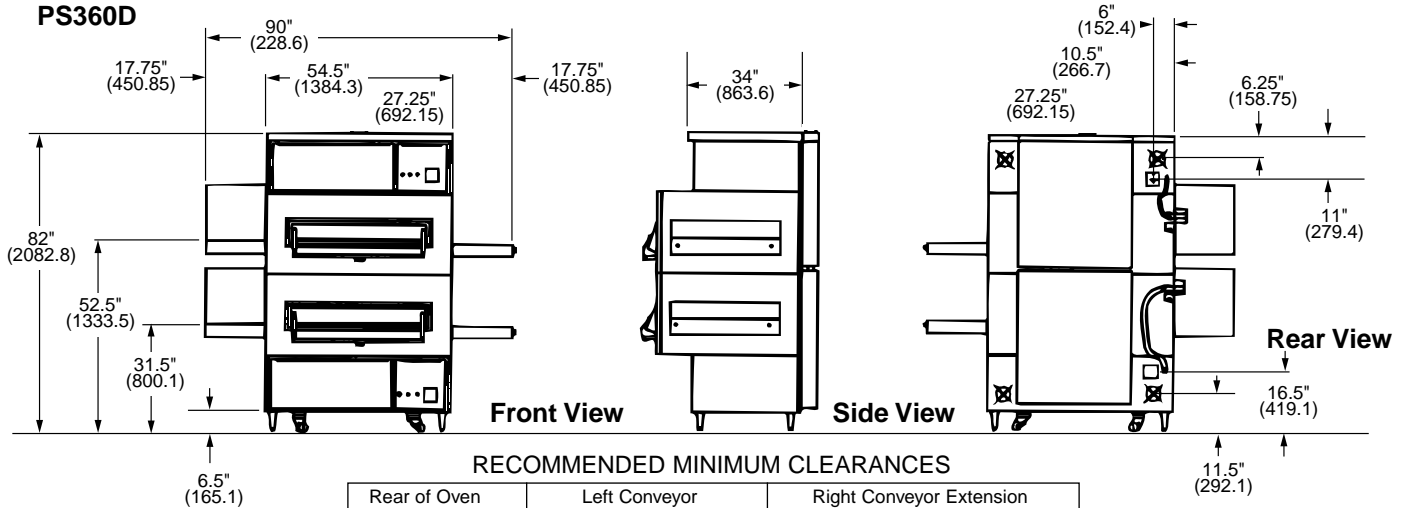
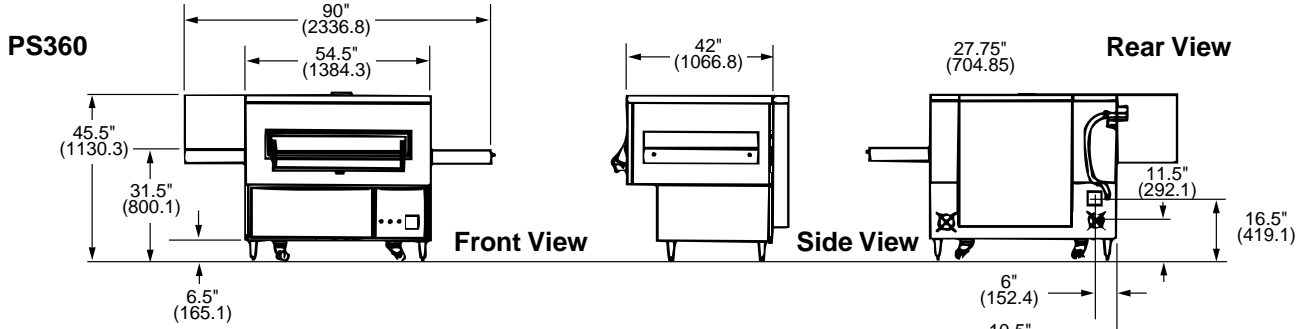
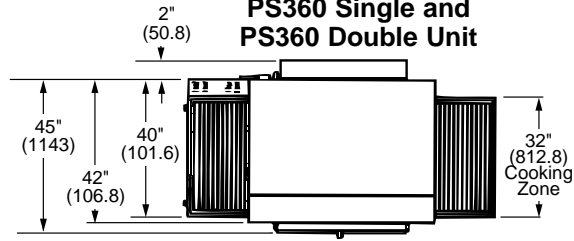
For installation under a ventilation hood only.

# Middleby Marshall Model PS360 Direct Gas Fired Conveyor Oven

Baking chamber opening: 3.875" (98.425 mm).  
Scale .25" (6.35 mm) = 1" (304.8 mm) approx.

**NOTE: All Figures In Parentheses Are In Millimeters Unless Otherwise Specified**

**Top View of Both The PS360 Single and PS360 Double Unit**



**RECOMMENDED MINIMUM CLEARANCES**

Rear of Oven to Wall	Left Conveyor Extension to Wall	Right Conveyor Extension to Wall (control panel side)
1" (25.4)	0"	0"

**GENERAL INFORMATION**

	Heating Zone	Bake Chamber	Belt Width	Height	Width	Depth	Max. Operating Temp.	Bake Time Range	Ship Wt. (lbs.)	Ship Cube Per Cavity
PS360 Single	54.5" (1384.3)	12.1 sq. ft. (1.124 sq. m)	32" (812.8)	45.5" (114.3)	90" (2286)	47" (1193.8)	550° (287°C)	2 min., 40 sec. to 29 min., 50 sec.	1350	104.5 ft <sup>3</sup>
PS360 Double	109" (2768.6)	24.2 sq. ft. (2.248 sq. m)	32" (812.8)	82" (2082.8)	90" (2286)	47" (1193.8)	550° (287°C)	2 min., 40 sec. to 29 min., 50 sec.	2700	104.5 ft <sup>3</sup>

**GAS SUPPLY PROVIDED BY CUSTOMER**

	Min. Gas Pipe Size	Gas Valves (full flow gas shut-off valve)	Req'd Supply Gas Pressure*	Power
Natural Gas 1 or 2 ovens	2" (508) NPT	.75" (19.05) ID each oven	6" (15mbar) to 14" (35mbar) water column	135,000 BTU/HR (40kW) per cavity
Natural Gas 3 or 4 ovens	2.5" (63.5) NPT	.75" (19.05) ID each oven	6" (15mbar) to 14" (35mbar) water column	135,000 BTU/HR (40kW) per cavity
Propane Gas 1 or 2 ovens	1.5" (38.1) NPT	.75" (19.05) ID each oven	11.5" (28mbar) to 14" (35mbar) water column	135,000 BTU/HR (40kW) per cavity
Propane Gas 3 or 4 ovens	2" (50.8) NPT	.75" (19.05) ID each oven	11.5" (28mbar) to 14" (35mbar) water column (CE Max 50mbar)	135,000 BTU/HR (40kW) per cavity

**ELECTRICAL RATINGS**

Gas Fired Ovens	Voltage	Phase	HZ	Amps	Supply	Breakers
PS360	208 - 240	1	60	10	3 pole, 4 wire (2 hot, 1 neutral, 1 ground)	per local codes
PS360	220 - 230	1	50	1500 Watts	2 pole, 3 wire	per local codes